


High-Power LPDA Antenna

500 – 1000 MHz

Product Code: LPDA-A0031

VERSION: 2.7

SPECIFICATIONS:



Electrical:	
Frequency range	500 – 1000 MHz
VSWR	< 2:1
Nominal input impedance	50 Ω
Connector	7/16 female
Feed power handling	1000 W
MTBF	50,000 h
Gain	9 dBi typical
Polarisation	Linear (Vertical and horizontal)
Mechanical:	
Dimensions (l x w x d)	1385 mm x 292 mm x 170 mm
Total mass	4.2 kg (excluding swivel bracket)
Material	Aluminium, stainless steel and plastics
Mounting method	U-bolts supplied for 60 – 100 mm masts
Environmental: designed to meet the following specifications	
Wind survival on mast	160 km/h (calculated)
Temperature (operational)	-30 °C to +70 °C
Water and dust resistance	IP66

PRODUCT DESCRIPTION:

The LPDA-A0031 is a directional log-periodic dipole array that is primarily designed for high-powered transmit applications. It covers the frequency band of 500 to 1000 MHz at 1000 W of power, with a typical gain of 9 dBi.

The antenna can be adjusted easily for horizontal or vertical polarisation via a swivel mounting bracket on a mast.

This antenna can be customised if required, for different frequency ranges.

PRODUCT FEATURES:

- High feed power handling of 1 kW
- Low VSWR
- High gain over the band

APPLICATIONS:

- Wideband monitoring and jamming
- High-powered transmissions

High-Power LPDA Antenna

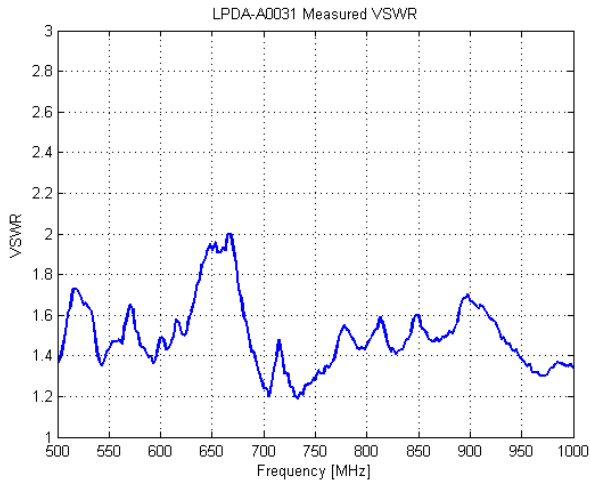
500 – 1000 MHz

Product Code: LPDA-A0031

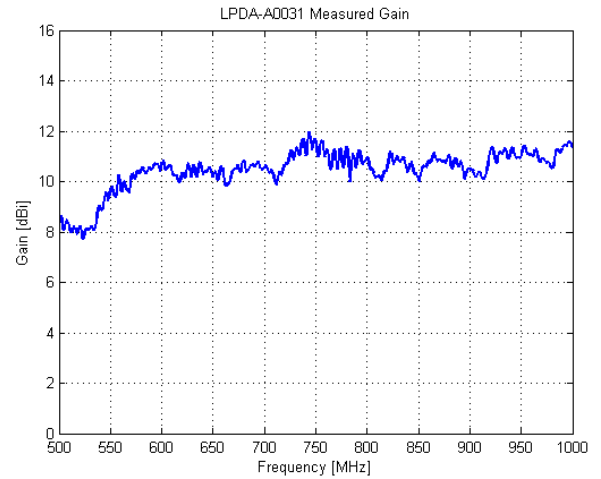
VERSION: 2.7

VSWR AND GAIN GRAPHS:

Measured VSWR:

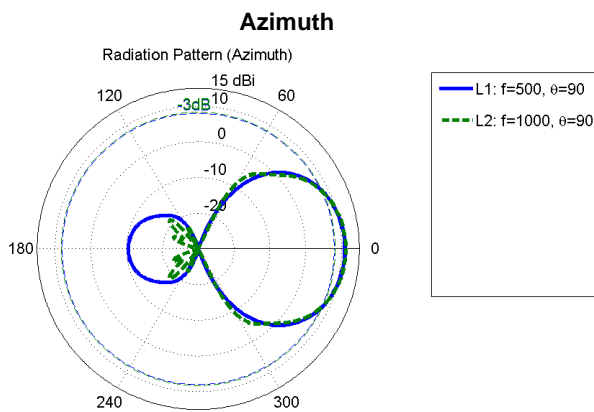


Measured GAIN:



RADIATION PATTERNS:

E-PLANE PATTERN:



H-PLANE PATTERN:

